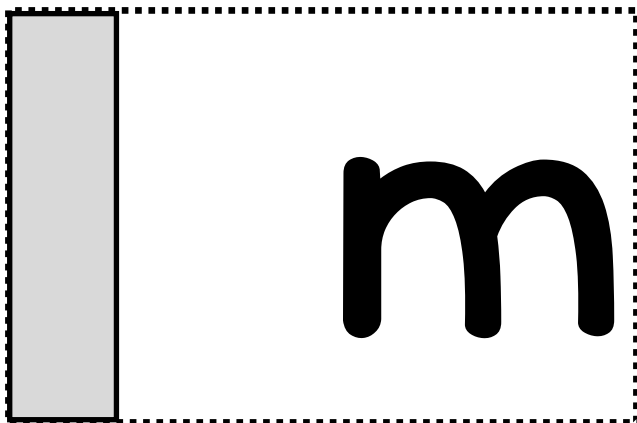
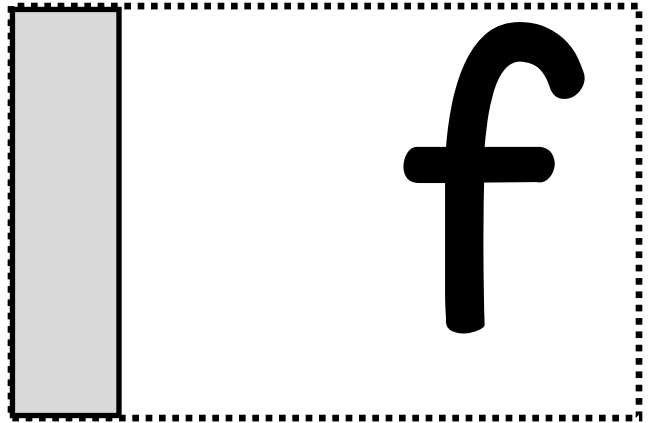



# Mini eet Word Family Flip Books



Use the strip with eet as the last page of the booklet.  
Students cut out each letter and either staple them or  
glue them on top of each other on the left side.  
Students turn each letter and say the new eet word.



sw

str

fl

sh

tw