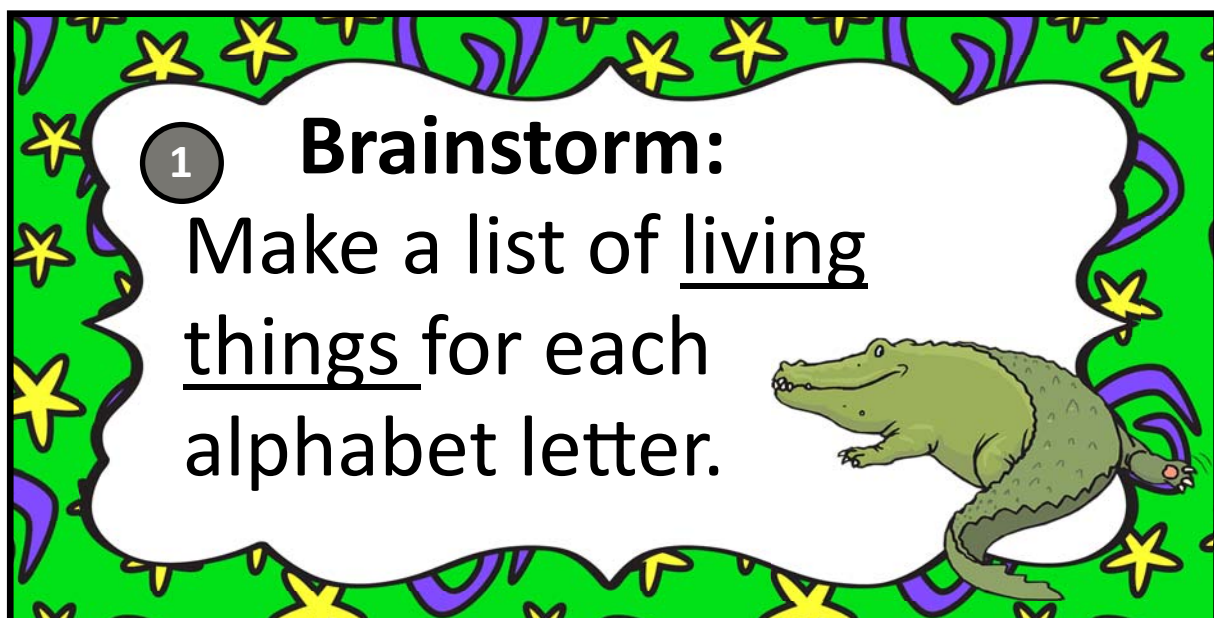

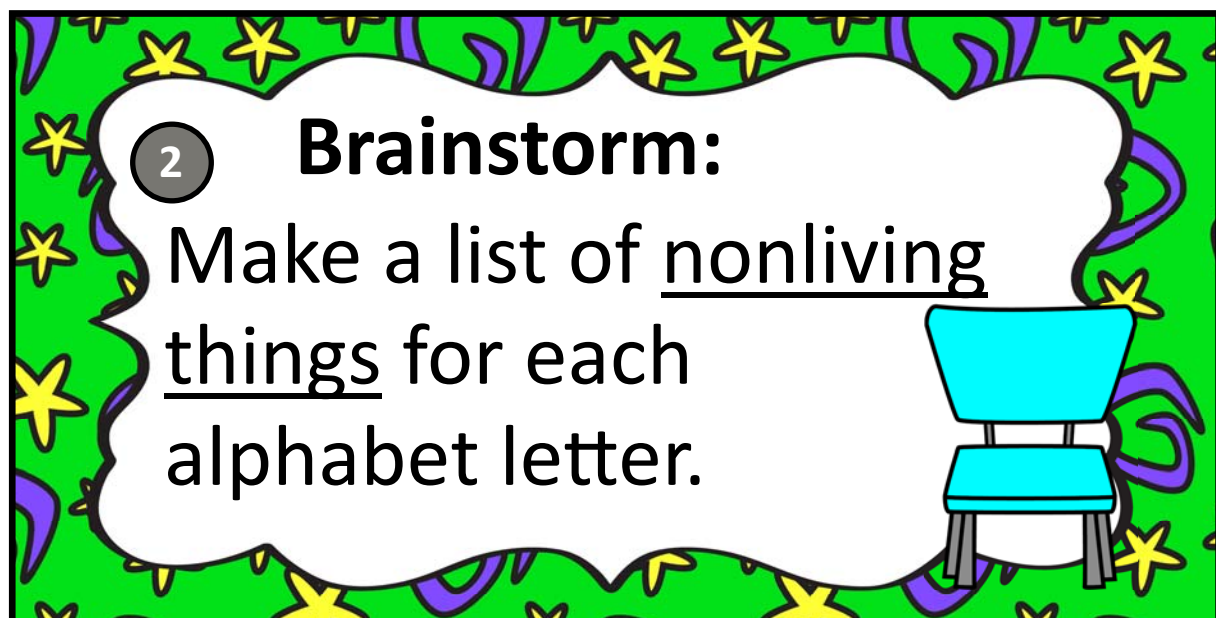


20 Living Non Living Things Task Cards


- ☞ These task cards should be cut and laminated for repeated use. Store by using a binder ring in the corner or store in envelopes or a binder sleeve.
- ☞ The task cards here can be used at centers, individually or in small groups. Students can respond pictorially or in written form.
- ☞ Many of the task cards support higher level thinking, making connections, synthesizing, application and analyzing.



1 Brainstorm:
Make a list of living things for each alphabet letter.

A green crocodile is shown in profile, facing left. It has a long tail and is surrounded by a decorative border of yellow stars and purple swirls on a green background.

2 Brainstorm:
Make a list of nonliving things for each alphabet letter.

A blue chair with a white seat and four legs is shown. It is surrounded by a decorative border of yellow stars and purple swirls on a green background.

3

Mystery Clues:

Make 3 mystery clues for nonliving things. Example: *(I have legs and a surface and you eat dinner on me...(a table).*



4

Mystery Clues:

Make 3 mystery clues for living things. Example: *(I have feathers, I live in a nest.....(a bird).*



5

Living Thing Need:

What does a squirrel need from its habitat to live and to grow?



6

Similarities:

Pick two living things and then provide 3 similarities and 3 differences between them.



7

Outdoor Living Thing:

Select an outdoor living thing. Explain what they eat and how they get their food and how they find water and use shelter.



8

Living Things: A Plant

Select any type of plant, explain what it looks like and how it lives and grows.



6

Living Things:

Explain 5 things that would happen if there was no water for living things.



7

Plants:

What can we do to help plants survive? List at least 3 ideas.



8

Living Things:

List as many different living things that live in water.



9

Comparison:

Select 2 different living things and compare the habitat of these 2 different living things.



10

Comparison:

Compare yourself with a different type of living thing and list 3 similarities and 3 differences.



11

Living Things:

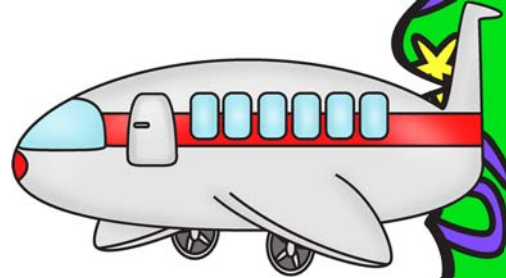
Make a model of a home that an outdoor living thing would use as shelter.

12

Nonliving:

A plane moves and lets off exhaust.

Explain why it's not a living thing.



13

Design a Shelter:

Draw or using popsicle sticks, design a birdhouse for a bird that will provide shelter for it. State what the materials would be.

14

Shelter:

Explain why different animals need different types of shelters.



15

Bird Shelter:

Explain where and how a bird nest could be safe during wind and storms.



16

Adaptation:

What would you need to be able to live in a water environment?



17

Plants and Animals:

Give 3 ways that plants and animals are different and 3 ways that they are



18

Animals Grow:

Make a collage showing how different animals grow and change.



19

Plants Grow:

Make a collage showing how plants grow and change.



20

Nonliving Things

List 5 man-made nonliving things and 5 natural nonliving things.

